


DEEP SPACE SPARKLE



WHAT YOU'LL NEED:

- HEAVY DUTY TIN FOIL
- SHARPIE MARKERS
- SCISSORS & GLUE
- WATERCOLOR PAPER
- WATERCOLOR PAINT
- NETTING

Sea Turtle & Fish


TIN FOIL
& PAPER
COLLAGE
DRAWING GUIDE



Thank you so much for downloading a Deep Space Sparkle Drawing Guide.

The Tin Foil Fish & Sea Turtle art project is great for kids ages 7 and up. Children draw a turtle or fish onto heavy duty tin-foil, color over a texture board and glue to a watercolor sea.

Here's a link to a video and instructions > [TIN FOIL SEA TURTLE & FISH COLLAGE](#)



[CLICK HERE TO WATCH THE VIDEO](#)


1






2



3



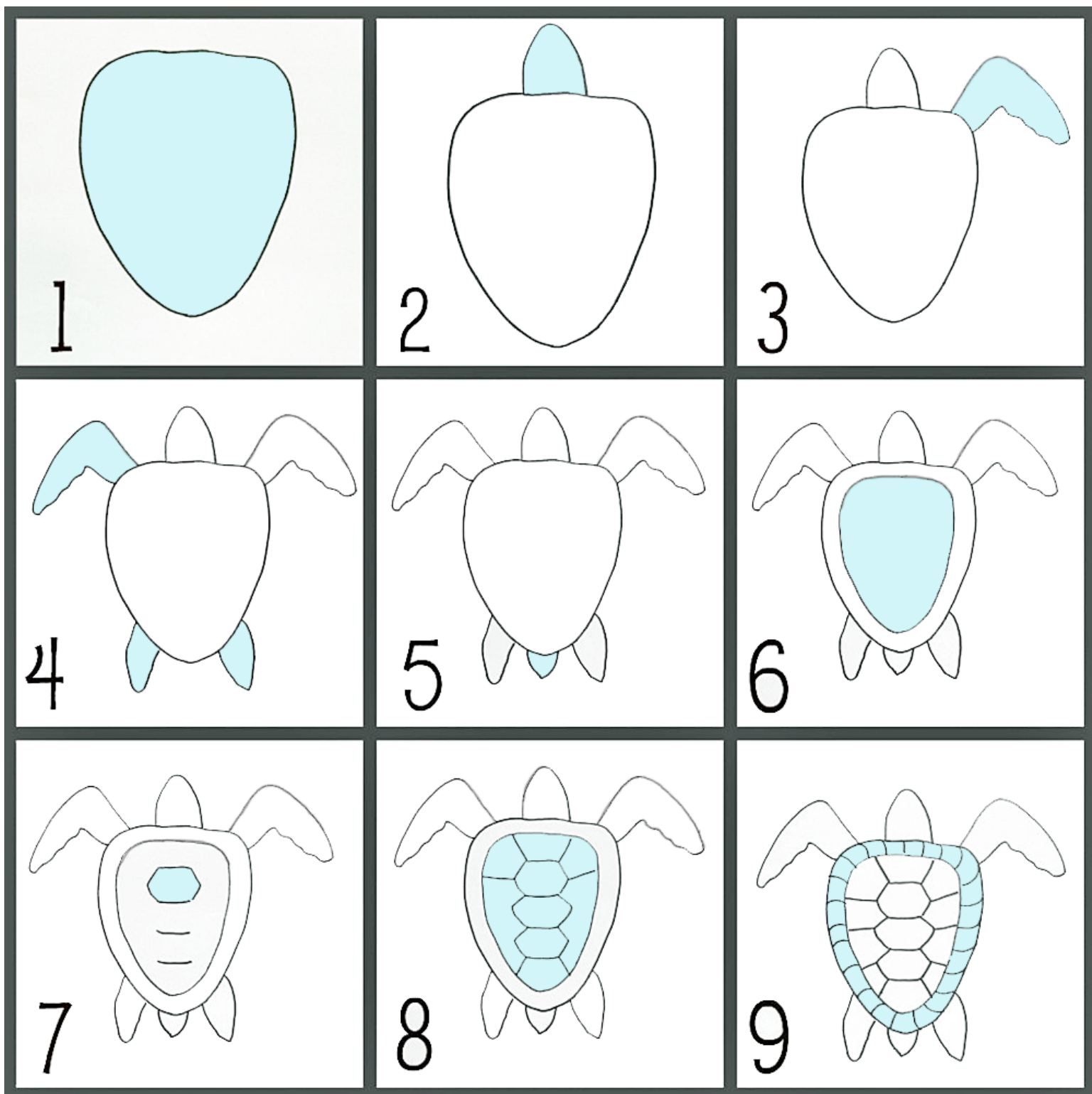
4



How to Draw a Simple Fish

© DEEP SPACE SPARKLE 2017

PHOTOCOPY THIS HANDOUT TO USE WITH THE TIN FOIL FISH COLLAGE PROJECT



How to Draw a Sea Turtle

© DEEP SPACE SPARKLE 2017

PHOTOCOPY THIS HANDOUT TO USE WITH THE TIN FOIL SEA TURTLE COLLAGE PROJECT

NATIONAL CORE ARTS STANDARDS-THIRD GRADE

CREATING

- Generate and conceptualize artistic ideas and work** — elaborate on imaginative ideas— apply knowledge to develop personal ideas in artwork
- Organize and develop artistic ideas and work** — create personal artwork—demonstrate understanding proficient use of materials—construct everyday life representations
- Refine and complete artistic work**—elaborate visually by adding detail during art-making that enhances meaning

PRESENTING/PRODUCING

- Analyze, interpret and select artistic work for presentation**— Investigate and discuss possibilities and limitations of spaces for exhibiting artwork
- Develop and refine artistic work for presentation** — Identify exhibit space and prepare works of art including artists' statement for presentation
- Convey meaning through the presentation of artistic work** — identify and explain how and where different cultures record and illustrate stories and history of life through art

RESPONDING

- Perceive and analyze artistic work-** Speculate about processes and artist uses to create— determine messages communicated by images
- Interpret intent and meaning in artistic work** — interpret art by analyzing use of media to create subject matter, characteristics of form and mood
- Apply criteria to evaluate artistic work**— evaluate an artwork based on a given criteria

CONNECTING

- Synthesize and relate knowledge and personal experiences to make art-** develop a work of art based on observations of surroundings
- Relate artistic ideas and works with societal, cultural and historical context to deepen understanding** —develop a work of art based on observations of surroundings



**ACCESS TO 300+ LESSON PLANS, VIDEOS AND ART RESOURCES
for an affordable monthly fee.**

Membership offers a new art bundle each month, access to past bundles, monthly trainings, a membership to our vibrant sharing community and a HUGE bank of art resources, posters and videos.

Are you a Sparkler?



**CLICK TO
[LEARN MORE](#)**